

---

# RF Test Report

---

Report No.: AGC00552200705EE14

**PRODUCT DESIGNATION** : Smartphone

**BRAND NAME** : CUBOT

**TEST MODEL** : J8

**APPLICANT** : Shenzhen Huafurui Technology Co., Ltd.

**DATE OF ISSUE** : Aug. 13, 2020

**STANDARD(S)** : ETSI EN 303 345-1 V1.1.1 (2019-06)  
Draft ETSI EN 303 345-3 V1.1.0 (2019-11)

**REPORT VERSION** : V1.0

**Attestation of Global Compliance (Shenzhen) Co., Ltd.**



Any report having not been signed by authorized approver, or having been altered without authorization, or having not been stamped by the "Dedicated Testing/Inspection Stamp" is deemed to be invalid. Copying or excerpting portion of, or altering the content of the report is not permitted without the written authorization of AGC. The test results presented in the report apply only to the tested sample. Any objections to report issued by AGC should be submitted to AGC within 15days after the issuance of the test report. Further enquiry of validity or verification of the test report should be addressed to AGC by agc@agc-cert.com.

Attestation of Global Compliance(Shenzhen)Co., Ltd  
Attestation of Global Compliance(Shenzhen)Std & Tech Co., Ltd  
Tel: +86-755 2523 4088 E-mail: agc@agc-cert.com Web: <http://cn.agc-cert.com/>



**Report Revise Record**

Report Version	Revise Time	Issued Date	Valid Version	Notes
V1.0	/	Aug. 13, 2020	Valid	Initial release

Any report having not been signed by authorized approver, or having been altered without authorization, or having not been stamped by the "Dedicated Testing/Inspection Stamp" is deemed to be invalid. Copying or excerpting portion of, or altering the content of the report is not permitted without the written authorization of AGC. The test results presented in the report apply only to the tested sample. Any objections to report issued by AGC should be submitted to AGC within 15days after the issuance of the test report. Further enquiry of validity or verification of the test report should be addressed to AGC by agc@agc-cert.com.

Attestation of Global Compliance(Shenzhen)Co., Ltd  
Attestation of Global Compliance(Shenzhen)Std & Tech Co., Ltd  
Tel: +86-755 2523 4088 E-mail: agc@agc-cert.com Web: <http://cn.agc-cert.com/>



## TABLE OF CONTENTS

<b>1. TEST RESULT CERTIFICATION</b>	<b>4</b>
<b>2. TECHNICAL INFORMATION</b>	<b>5</b>
2.1. EUT DESCRIPTION	5
2.2. OBJECTIVE	5
2.3. TEST SIGNAL CONFIGURATIONS	5
2.4. TEST ITEMS AND THE RESULTS	6
2.5. DESCRIPTION OF TEST MODES	6
2.6. ENVIRONMENTAL CONDITIONS	6
<b>3. TEST FACILITY</b>	<b>7</b>
<b>4. MEASUREMENT UNCERTAINTY</b>	<b>7</b>
<b>5. TECHNICAL REQUIREMENTS</b>	<b>8</b>
5.1 SENSITIVITY	8
5.2 ADJACENT CHANNEL SELECTIVITY AND BLOCKING	10
<b>APPENDIX A: PHOTOGRAPHS OF TEST SETUP</b>	<b>12</b>

Any report having not been signed by authorized approver, or having been altered without authorization, or having not been stamped by the "Dedicated Testing/Inspection Stamp" is deemed to be invalid. Copying or excerpting portion of, or altering the content of the report is not permitted without the written authorization of AGC. The test results presented in the report apply only to the tested sample. Any objections to report issued by AGC should be submitted to AGC within 15days after the issuance of the test report. Further enquiry of validity or verification of the test report should be addressed to AGC by agc@agc-cert.com.

Attestation of Global Compliance(Shenzhen)Co., Ltd  
Attestation of Global Compliance(Shenzhen)Std & Tech Co., Ltd  
Tel: +86-755 2523 4088 E-mail: agc@agc-cert.com Web: <http://cn.agc-cert.com/>



**1. TEST RESULT CERTIFICATION**

<b>Applicant</b>	Shenzhen Huafurui Technology Co., Ltd.
<b>Address</b>	Unit 1401 &1402, 14/F, Jinqi zhigu mansion (No. 4 building of Chongwen Garden), Crossing of the Liuxian street and Tangling road, Taoyuan street, Nanshan district, Shenzhen,P.R. China
<b>Manufacturer</b>	Shenzhen Huafurui Technology Co., Ltd.
<b>Address</b>	Unit 1401 &1402, 14/F, Jinqi zhigu mansion (No. 4 building of Chongwen Garden), Crossing of the Liuxian street and Tangling road, Taoyuan street, Nanshan district, Shenzhen,P.R. China
<b>Factory</b>	Shenzhen Huafurui Technology Co., Ltd.
<b>Address</b>	Unit 1401 &1402, 14/F, Jinqi zhigu mansion (No. 4 building of Chongwen Garden), Crossing of the Liuxian street and Tangling road, Taoyuan street, Nanshan district, Shenzhen,P.R. China
<b>Product Designation</b>	Smartphone
<b>Brand Name</b>	CUBOT
<b>Test Model</b>	J8
<b>Date of test</b>	Jul. 29, 2020~Aug. 13, 2020
<b>Deviation</b>	None
<b>Test Result</b>	Pass


The above equipment was tested by ATTESTATION OF GLOBAL COMPLIANCE (SHENZHEN) CO., LTD. for compliance with the requirements set forth in the European Standard ETSI EN 303 345-3. The results of testing in this report apply to the product/system which was tested only. Other similar equipment will not necessarily produce the same results due to production tolerance and measurement uncertainties.

Prepared By

Donjon Huang  
(Project Engineer)

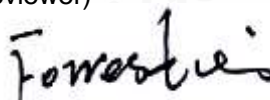
Aug. 13, 2020

Reviewed By

Max Zhang  
(Reviewer)

Aug. 13, 2020

Approved By

Forrest Lei  
(Authorized Officer)

Aug. 13, 2020

Any report having not been signed by authorized approver, or having been altered without authorization, or having not been stamped by the "Dedicated Testing/Inspection Stamp" is deemed to be invalid. Copying or excerpting portion of, or altering the content of the report is not permitted without the written authorization of AGC. The test results presented in the report apply only to the tested sample. Any objections to report issued by AGC should be submitted to AGC within 15 days after the issuance of the test report. Further enquiry of validity or verification of the test report should be addressed to AGC by agc@agc-cert.com.

Attestation of Global Compliance(Shenzhen)Co., Ltd

Attestation of Global Compliance(Shenzhen)Std &amp; Tech Co., Ltd

Tel: +86-755 2523 4088 E-mail: agc@agc-cert.com Web: http://cn.agc-cert.com/





## 2. TECHNICAL INFORMATION

### 2.1. EUT DESCRIPTION

Details of technical specification refer to the description in follows:

Hardware Version	TE641_MAIN_PCB_V1.0
Software Version	CUBOT_J8_A043C_V03_20200817
Modulation method	Frequency modulation (FM)
Frequency band	VHF band II: 87.5 MHz to 108 MHz
Antenna Type	Integral antenna
Power Supply	DC 3.8V by battery or DC 5V by adapter

**NOTE:** For more information, please refer to User's Manual.

### 2.2. OBJECTIVE

Perform Radio Spectrum tests for CE Marking according to the provisions of article 3.2 of the Radio Equipment Directive (2014/53/EU) for the broadcast sound receivers.

### 2.3. TEST SIGNAL CONFIGURATIONS

The generated FM signals (wanted and unwanted) and the blocking signal shall be in accordance with table The configuration is based on Recommendation ITU-R BS.641 [i.6].

Parameter	FM signals		AM signal
	Wanted	Unwanted	Blocking
Audio modulation	1 kHz tone	Weighted noise Recommendation ITU-R BS.559-2 [3], clause 1, band limited to 15 kHz (see note 1)	1 kHz tone
Other modulation parameters	±60,8 kHz peak deviation	15,9 kHz RMS deviation (see note 2)	80 % depth
Pilot tone	None	None	None

NOTE 1: The filter shall have a cut-off frequency of 15 kHz and a minimum roll-off of 60 dB/octave.

NOTE 2: This is equivalent to a quasi-peak deviation of 34,8 kHz and has pre-emphasis enabled.

The quasi-peak level measurement is defined by Recommendation ITU-R BS.641 [i.5], clause 5; with pre-emphasis disabled the quasi-peak deviation is 32 kHz (14,5 kHz RMS).

Any report having not been signed by authorized approver, or having been altered without authorization, or having not been stamped by the "Dedicated Testing/Inspection Stamp" is deemed to be invalid. Copying or excerpting portion of, or altering the content of the report is not permitted without the written authorization of AGC. The test results presented in the report apply only to the tested sample. Any objections to report issued by AGC should be submitted to AGC within 15days after the issuance of the test report. Further enquiry of validity or verification of the test report should be addressed to AGC by agc@agc-cert.com.

Attestation of Global Compliance(Shenzhen)Co., Ltd

Attestation of Global Compliance(Shenzhen)Std & Tech Co., Ltd

Tel: +86-755 2523 4088 E-mail: agc@agc-cert.com Web: http://cn.agc-cert.com/



## 2.4. TEST ITEMS AND THE RESULTS

Test items and the results are as bellow:

Basic Standard	Test Type	Result
EN 303 345-3 Clause 4.2	Sensitivity	Pass
EN 303 345-3 Clause 4.3	Adjacent channel selectivity and blocking	Pass

## 2.5. DESCRIPTION OF TEST MODES

NO.	TEST MODE DESCRIPTION
1	FM receiving mode at 98MHz

## 2.6. ENVIRONMENTAL CONDITIONS

- Temperature: 15-35°C
- Humidity: 30-60 %
- Atmospheric pressure: 86-106 kPa

Any report having not been signed by authorized approver, or having been altered without authorization, or having not been stamped by the "Dedicated Testing/Inspection Stamp" is deemed to be invalid. Copying or excerpting portion of, or altering the content of the report is not permitted without the written authorization of AGC. The test results presented in the report apply only to the tested sample. Any objections to report issued by AGC should be submitted to AGC within 15days after the issuance of the test report. Further enquiry of validity or verification of the test report should be addressed to AGC by agc@agc-cert.com.

Attestation of Global Compliance(Shenzhen)Co., Ltd  
Attestation of Global Compliance(Shenzhen)Std & Tech Co., Ltd  
Tel: +86-755 2523 4088 E-mail: agc@agc-cert.com Web: <http://cn.agc-cert.com/>



### 3. TEST FACILITY

Test Site:	Attestation of Global Compliance (Shenzhen) Co., Ltd.
Address:	1-2/F, Building 19, Junfeng Industrial Park, Chongqing Road, Heping Community, Fuhai Street, Bao'an District, Shenzhen, Guangdong, China

### 4. MEASUREMENT UNCERTAINTY

The uncertainty is calculated using the methods suggested in the “Guide to the Expression of Uncertainty in measurement” (GUM) published by ISO.

- Uncertainty of Sensitivity,  $U_c = \pm 3.8\text{dB}$
- Uncertainty of Adjacent channel selectivity and blocking,  $U_c = \pm 3.8\text{dB}$

Any report having not been signed by authorized approver, or having been altered without authorization, or having not been stamped by the “Dedicated Testing/Inspection Stamp” is deemed to be invalid. Copying or excerpting portion of, or altering the content of the report is not permitted without the written authorization of AGC. The test results presented in the report apply only to the tested sample. Any objections to report issued by AGC should be submitted to AGC within 15 days after the issuance of the test report. Further enquiry of validity or verification of the test report should be addressed to AGC by [agc@agc-cert.com](mailto:agc@agc-cert.com).

Attestation of Global Compliance(Shenzhen)Co., Ltd  
Attestation of Global Compliance(Shenzhen)Std & Tech Co., Ltd  
Tel: +86-755 2523 4088 E-mail: [agc@agc-cert.com](mailto:agc@agc-cert.com) Web: <http://cn.agc-cert.com/>



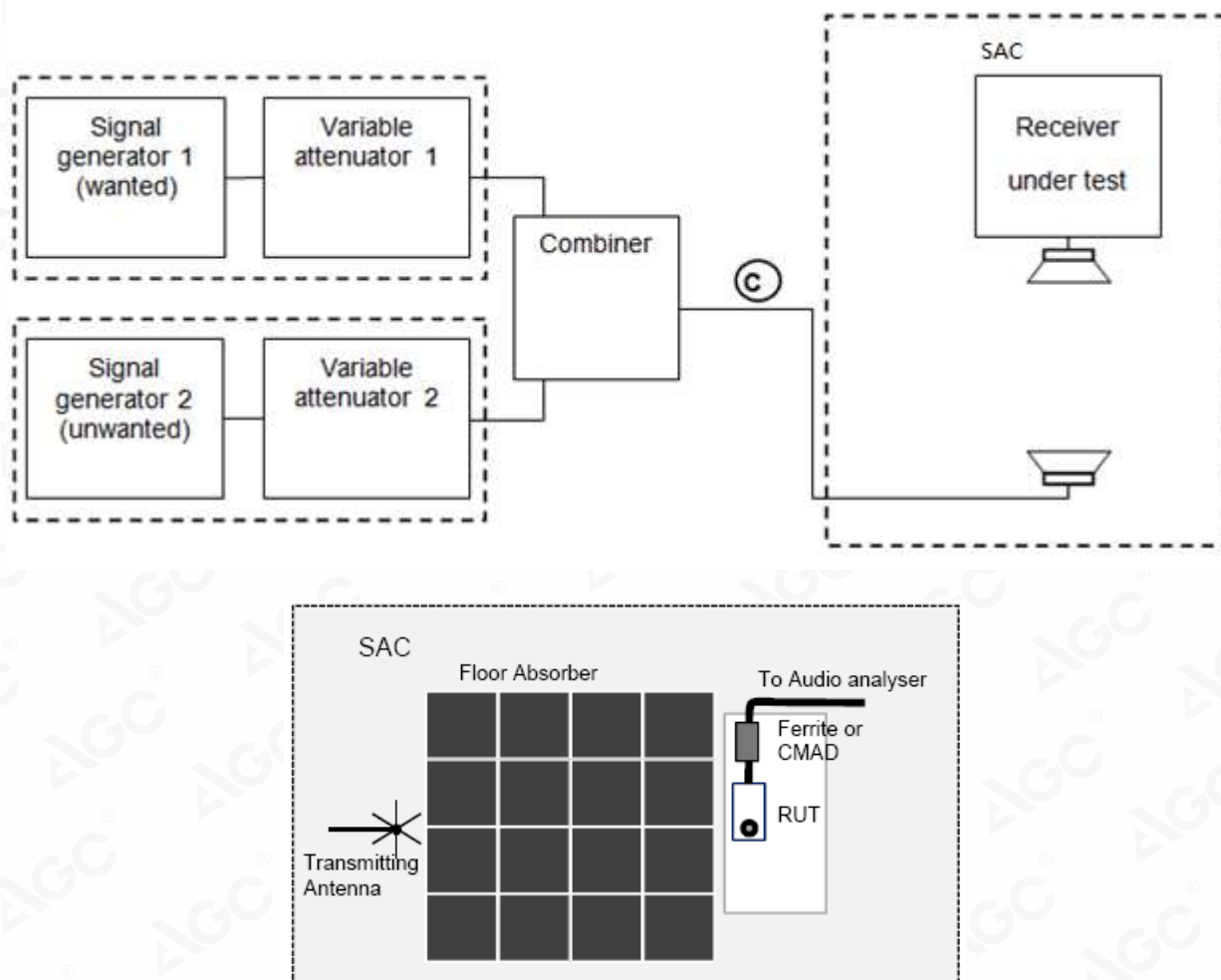
## 5. TECHNICAL REQUIREMENTS

### 5.1 SENSITIVITY

#### 5.1.1 MEASUREMENT EQUIPMENT USED:

Description	Manufacturer	Model No.	Calibration Date	Calibration Due.
MXG X-Series Vector Signal Generator	Agilent	N5182B	Sep. 09, 2019	Sep. 08, 2020
MXG X-Series Vector Signal Generator	Agilent	N5182A	Sep. 09, 2019	Sep. 08, 2020
Audio Analyzer	R&S	UPV	Sep. 02, 2019	Sep. 01, 2020
ANTENNA	SCHWARZBECK	VULB9168	Jan. 09, 2019	Jan. 08, 2021

#### 5.1.2 TEST SETUP:



Any report having not been signed by authorized approver, or having been altered without authorization, or having not been stamped by the "Dedicated Testing/Inspection Stamp" is deemed to be invalid. Copying or excerpting portion of, or altering the content of the report is not permitted without the written authorization of AGC. The test results presented in the report apply only to the tested sample. Any objections to report issued by AGC should be submitted to AGC within 15 days after the issuance of the test report. Further enquiry of validity or verification of the test report should be addressed to AGC by agc@agc-cert.com.



### 5.1.3 TEST LIMITS:

The limits for sensitivity specified in the table shall apply. Each figure quoted is the required level of wanted signal which provides a given level of audio quality. The audio impairment criteria relevant for these tests is that the audio SNR  $\geq 40$  dBQ ref  $\pm 60,8$  kHz deviation, and that there shall be 10 seconds of audio with no subjective impairments (e.g. clicks resulting from FM threshold effects).

#### FM sensitivity requirements

De-modulation	Tuned frequency band	Wanted signal Centre frequency (MHz)	Required sensitivity limit	
			Conducted (dBm)	Radiated (dB $\mu$ V/m)
FM	VHF band II	98	-90	50 (see note)

NOTE: For products with an integral antenna, the requirement is relaxed to 67 dB $\mu$ V/m.

### 5.1.4 TEST PROCEDURE:

1. For radiated testing, the EUT is placed in semi anechoic chamber (SAC). The field strength generated by the signal generator applying to the EUT at 3 meters distance from the antenna is pre-calibrated before testing.
2. The 'unwanted' signal generator remains switched off for the duration of the test.
3. The 'wanted' signal generator is set to the required modulation method and test configuration as specified, and to the frequency specified. The signal level is adjusted to provide the level, as measured at  $\odot$ , specified plus 30 dB.
4. The receiver (EUT) is tuned to the frequency of the 'wanted' signal generator. The audio level shall be set so as to provide clean 1 kHz audio tone at the audio output (that is less than 10 % total harmonic distortion) but of sufficient level to drive the measurement device.
5. The level of the 'wanted' signal generator is adjusted to provide the level, as measured at  $\odot$
6. The audio output, measured using the measurement device, is recorded as the signal level, S.
7. The modulating audio signal for the 'wanted' signal generator is removed. The audio output, measured using the measurement device, is recorded as the noise level, N.
8. If the impairment criteria given are met then the receiver has passed the test.

### 5.1.5 TEST RESULTS:

FM (Integral antenna) VHF band II 98MHz					
Wanted Signal Level at $\odot$ (dB $\mu$ V/m)	S (mV)	N (mV)	SNR (dBQ)	Limit (dBQ)	Result
67	45.01	0.08	55.00	$\geq 40$	Pass

Any report having not been signed by authorized approver, or having been altered without authorization, or having not been stamped by the "Dedicated Testing/Inspection Stamp" is deemed to be invalid. Copying or excerpting portion of, or altering the content of the report is not permitted without the written authorization of AGC. The test results presented in the report apply only to the tested sample. Any objections to report issued by AGC should be submitted to AGC within 15days after the issuance of the test report. Further enquiry of validity or verification of the test report should be addressed to AGC by agc@agc-cert.com.



## 5.2 ADJACENT CHANNEL SELECTIVITY AND BLOCKING

### 5.2.1 MEASUREMENT EQUIPMENT USED:

Same as 5.1.1

### 5.2.2 TEST SETUP:

Same as 5.1.2

### 5.2.3 TEST LIMITS:

#### Channel spacing for adjacent channel selectivity and blocking

Demodulation	Tuned frequency band	Unwanted frequency (N = 2, 3, 4)	Unwanted frequency (blocking)
FM	VHF band II	$\pm N \times 100$ kHz	$\pm 800$ kHz

#### Adjacent channel selectivity and blocking requirements

Demodulation (see note 1)	Tuned frequency band	C Wanted signal centre frequency (MHz)	C Wanted signal level		Required I/C ratio (see notes 2 and 3)			
			Conducted (dBm)	Radiated (dB $\mu$ V/m)	N = 2 (dB)	N = 3 (dB)	N = 4 (dB)	Blocking (dB)
FM (built-in or integral antenna)	VHF band II	98	n/a	56 (see note 4)	-15	-3	8	20
FM (external antenna)	VHF band II	98	-84	n/a	3	17	30	30

NOTE 1: The ACS and blocking requirements are currently separated into different limits for radiated and conducted testing methods. These limits are likely to be unified in a future revision of the present document. Users of the present document should consult frequently the latest list published in the Official Journal of the European Union.

NOTE 2: The frequency of the interferer shall be calculated using the channel spacing data in table 3 for each of the 6 defined adjacent channels  $N = \{-4, -3, -2, +2, +3, +4\}$  and the two blocking offsets. Each row of table 4 thus defines 8 individual tests.

NOTE 3: The minimum level of I for the relevant level of impairment is calculated by adding the I/C ratio to the wanted C level.

NOTE 4: The wanted signal level for receivers with integral antenna is 73 dB  $\mu$  V/m.

### 5.2.4 TEST PROCEDURE:

- For radiated testing, the EUT is placed in semi anechoic chamber (SAC). The field strength generated by the signal generator applying to the EUT at 3 meters distance from the antenna is pre-calibrated before testing.
- The 'wanted' signal generator is set to the required modulation method and test configuration as specified, and to the frequency specified. The signal level is adjusted to provide the level, as measured at  $\odot$ , specified in above table, with the 'unwanted' generator switched off
- The receiver (EUT) is tuned to the frequency of the 'wanted' signal generator. The audio level shall be set so as to provide clean 1 kHz audio tone at the audio output (that is less than 10 % total harmonic distortion) but of sufficient level to drive the measurement device.

Any report having not been signed by authorized approver, or having been altered without authorization, or having not been stamped by the "Dedicated Testing/Inspection Stamp" is deemed to be invalid. Copying or excerpting portion of, or altering the content of the report is not permitted without the written authorization of AGC. The test results presented in the report apply only to the tested sample. Any objections to report issued by AGC should be submitted to AGC within 15 days after the issuance of the test report. Further enquiry of validity or verification of the test report should be addressed to AGC by agc@agc-cert.com.

Attestation of Global Compliance(Shenzhen)Co., Ltd

Attestation of Global Compliance(Shenzhen)Std & Tech Co., Ltd

Tel: +86-755 2523 4088 E-mail: agc@agc-cert.com Web: http://cn.agc-cert.com/



4. The 'unwanted' signal generator is set to the required modulation method and test configuration as specified. and to the frequency calculated from the wanted signal centre frequency and the required offset specified in above Table. The signal level is adjusted to provide the level, as measured at ©, specified in above Table, with the 'wanted' generator switched off. For the blocking test only, the audio modulation of the 'unwanted' signal shall be removed whilst measuring the level at ©.
5. The 'wanted' signal generator is switched back on.
6. The audio output, measured using the measurement device, is recorded as the signal level, S.
7. The modulating audio signal for the 'wanted' signal generator is removed. The audio output, measured using the measurement device, is recorded as the noise level, N.
8. If the impairment criteria given are met then the receiver has passed the test.

### 5.2.5 TEST RESULTS:

FM (Integral antenna) VHF band II 98MHz								
Adjacency	C Wanted signal level at ©	I Unwanted Signal Level at ©	Required I/C ratio (dB)	S(mV)	N(mV)	SNR (dBQ)	Limit (dBQ)	Result
N = -1 97.9MH	73	58	-15	41.02	0.07	55.36	≥ 40	Pass
N = +1 98.1 MHz	73	58	-15	41.02	0.07	55.36	≥ 40	Pass
N = -2 97.8 MHz	73	70	-3	41.02	0.07	55.36	≥ 40	Pass
N = +2 98.2 MHz	73	70	-3	41.02	0.07	55.36	≥ 40	Pass
N = -3 97.7 MHz	73	81	8	41.02	0.07	55.36	≥ 40	Pass
N = +3 98.3 MHz	73	81	8	41.02	0.07	55.36	≥ 40	Pass
Blocking 97.2 MHz	73	93	20	41.02	0.07	55.36	≥ 40	Pass
Blocking 98.8 MHz	73	93	20	41.02	0.07	55.36	≥ 40	Pass

Any report having not been signed by authorized approver, or having been altered without authorization, or having not been stamped by the "Dedicated Testing/Inspection Stamp" is deemed to be invalid. Copying or excerpting portion of, or altering the content of the report is not permitted without the written authorization of AGC. The test results presented in the report apply only to the tested sample. Any objections to report issued by AGC should be submitted to AGC within 15days after the issuance of the test report. Further enquiry of validity or verification of the test report should be addressed to AGC by agc@agc-cert.com.

Attestation of Global Compliance(Shenzhen)Co., Ltd  
Attestation of Global Compliance(Shenzhen)Std & Tech Co., Ltd  
Tel: +86-755 2523 4088 E-mail: agc@agc-cert.com Web: http://cn.agc-cert.com/





**APPENDIX A: PHOTOGRAPHS OF TEST SETUP**

Sensitivity, Adjacent channel selectivity and blocking

**----END OF REPORT----**

Any report having not been signed by authorized approver, or having been altered without authorization, or having not been stamped by the "Dedicated Testing/Inspection Stamp" is deemed to be invalid. Copying or excerpting portion of, or altering the content of the report is not permitted without the written authorization of AGC. The test results presented in the report apply only to the tested sample. Any objections to report issued by AGC should be submitted to AGC within 15days after the issuance of the test report. Further enquiry of validity or verification of the test report should be addressed to AGC by [agc@agc-cert.com](mailto:agc@agc-cert.com).

Attestation of Global Compliance(Shenzhen)Co., Ltd

Attestation of Global Compliance(Shenzhen)Std &amp; Tech Co., Ltd

Tel: +86-755 2523 4088 E-mail: [agc@agc-cert.com](mailto:agc@agc-cert.com) Web: <http://cn.agc-cert.com/>



## Conditions of Issuance of Test Reports

1. All samples and goods are accepted by the Attestation of Global Compliance (Shenzhen) Co., Ltd (the “Company”) solely for testing and reporting in accordance with the following terms and conditions. The company provides its services on the basis that such terms and conditions constitute express agreement between the company and any person, firm or company requesting its services (the “Clients”).
2. Any report issued by Company as a result of this application for testing services (the “Report”) shall be issued in confidence to the Clients and the Report will be strictly treated as such by the Company. It may not be reproduced either in its entirety or in part and it may not be used for advertising or other unauthorized purposes without the written consent of the Company. The Clients to whom the Report is issued may, however, show or send it, or a certified copy thereof prepared by the Company to its customer, supplier or other persons directly concerned. The Company will not, without the consent of the Clients, enter into any discussion or correspondence with any third party concerning the contents of the Report, unless required by the relevant governmental authorities, laws or court orders.
3. The Company shall not be called or be liable to be called to give evidence or testimony on the Report in a court of law without its prior written consent, unless required by the relevant governmental authorities, laws or court orders.
4. The non-CMA report issued by AGC is only permitted to be used by the client as internal reference use and shall not be used for public demonstration purpose.
5. In the event of the improper use of the report as determined by the Company, the Company reserves the right to withdraw it, and to adopt any other additional remedies which may be appropriate.
6. Samples submitted for testing are accepted on the understanding that the Report issued cannot form the basis of, or be the instrument for, any legal action against the Company.
7. The Company will not be liable for or accept responsibility for any loss or damage however arising from the use of information contained in any of its Reports or in any communication whatsoever about its said tests or investigations.
8. Clients wishing to use the Report in court proceedings or arbitration shall inform the Company to that effect prior to submitting the sample for testing.
9. The Company is not responsible for recalling the electronic version of the original report when any revision is made to them. The Client assumes the responsibility to providing the revised version to any interested party who uses them.
10. Subject to the variable length of retention time for test data and report stored hereinto as otherwise specifically required by individual accreditation authorities, the Company will only keep the supporting test data and information of the test report for a period of six years. The data and information will be disposed of after the aforementioned retention period has elapsed. Under no circumstances shall we provide any data and information which has been disposed of after retention period. Under no circumstances shall we be liable for damage of any kind, including (but not limited to) compensatory damages, lost profits, lost data, or any form of special, incidental, indirect, consequential or punitive damages of any kind, whether based on breach of contract of warranty, tort (including negligence), product liability or otherwise, even if we are informed in advance of the possibility of such damages.

Any report having not been signed by authorized approver, or having been altered without authorization, or having not been stamped by the Dedicated Testing/Inspection Stamp” is deemed to be invalid. Copying or excerpting portion of, or altering the content of the report is not permitted without the written authorization of AGC. The test results presented in the report apply only to the tested sample. Any objections to report issued by AGC should be submitted to AGC within 15days after the issuance of the test report. Further enquiry of validity or verification of the test report should be addressed to AGC by [agc@agc-cert.com](mailto:agc@agc-cert.com).

